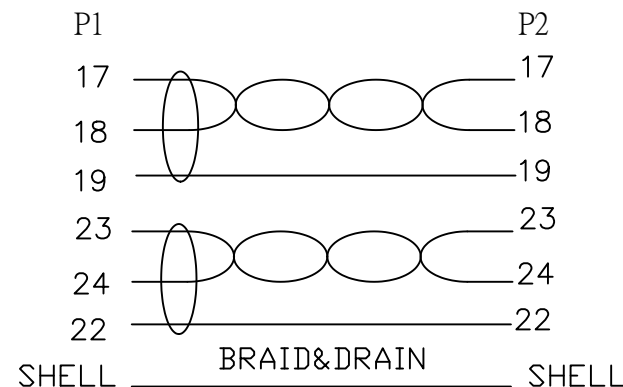
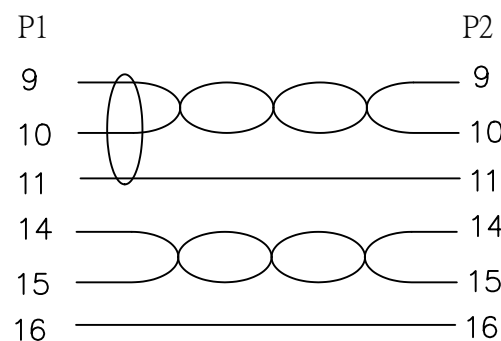
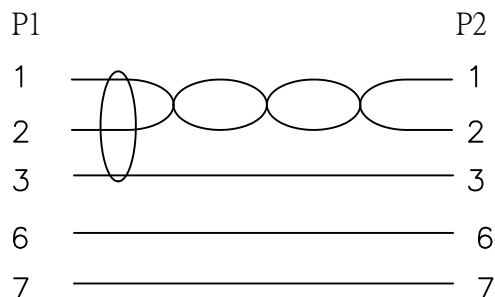


1. Wiring Diagram.



2. Cable test condition:
 Open/Short :100%
 Insulation resistance:5M ohm
 Contact resistance:2 ohm
 Hipot: DC 300V/1 sec
 3.Each pcs with PE polybage

NO.	PART NO.	DESCRIPTION	QTY	UNIT/REF
10	TUBE	HEAT SHRINK TUBE OD2.0mm L:8mm	14	
9	TUBE	HEAT SHRINK TUBE OD1.5mm L:15mm	8	
8	TUBE	HEAT SHRINK TUBE OD1.0mm L:25mm	2	
7	COPPER	COPPER FOIL W30mm*L75mm	2	
6	SCREW	#4-40UNC RE34 WHITE	4	
5	PE	LLDPE 500026 6201	20g	
4	PVC	45P PVC WHITE OVERMOLD	50g	
3	FERRITE	OD17.5*L28.5*ID9.5	2	
2	CONN	DVI18+1 MALE G/F INSULATION BLACKSHELL NICKEL PIN G/F	2	P1.P2
1	CABLE	UL20276 {28AWG (7/0.12TC) *1P+D28AWG(7/0.12TC)+AL/MY}*4+28AWG(7/0.12TC)*1P+28AWG (7/0.12TC) *3C+A+B (96/0.12AM) OD7.3 BLACK	1	3000mm

B	ADD COPPER	2021/11/12	
A	INITIAL RELEASE	2014/11/12	
REV	ECN	DESCRIPTION	DATE
CnC Tech,LLC		P/N:	750-10010-00300
DRAWN WENC		DATE	11/12/21
CHECKED EDWIN		DATE	11/12/21
APPROVAL		CUSTOMER P/N:	
		CUSTOMER:	
		SHEET	1 OF 1

