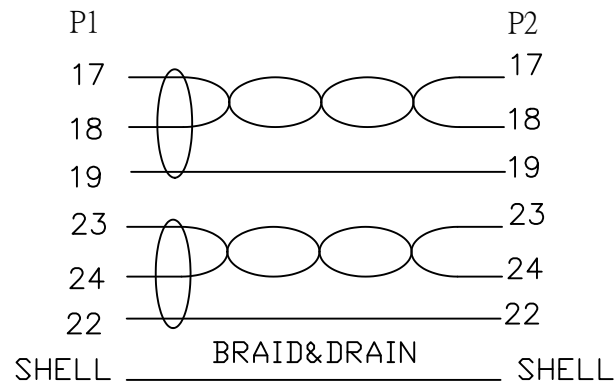
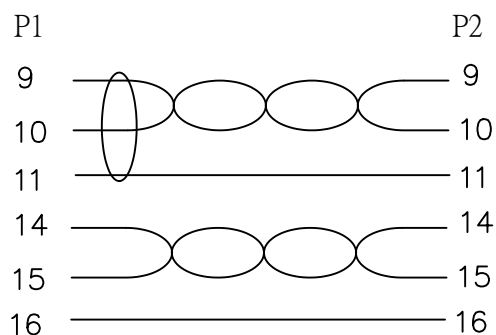
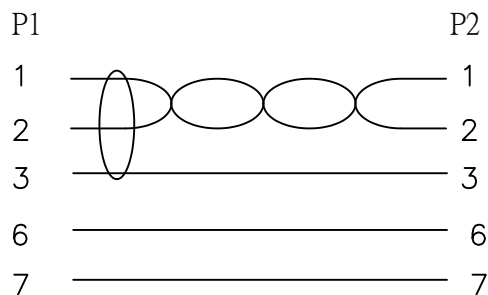


1. Wiring Diagram.



2. Cable test condition:  
 Open/Short :100%  
 Insulation resistance:5M ohm  
 Contact resistance:2 ohm  
 Hipot: DC 300V/1 sec  
 3.Each pcs with PE polybage

NO.	PART NO.	DESCRIPTION	QTY	UNIT/REF
10	TUBE	HEAT SHRINK TUBE OD2.0mm L:8mm	14	
9	TUBE	HEAT SHRINK TUBE OD1.5mm L:15mm	8	
8	TUBE	HEAT SHRINK TUBE OD1.0mm L:25mm	2	
7	COPPER	COPPER FOIL W30mm*L75mm	2	
6	SCREW	#4-40UNC RE34 WHITE	4	
5	PE	LLDPE 500026 6201	20g	
4	PVC	45P PVC WHITE OVERMOLD	50g	
3	FERRITE	OD17.5*L28.5*ID9.5	2	
2	CONN	DVI18+1 MALE G/F INSULATION BLACKSHELL NICKEL PIN G/F	2	P1.P2
1	CABLE	UL20276 {28AWG (7/0.12TC) *1P+D28AWG(7/0.12TC)+AL/MY}*4+28AWG(7/0.12TC)*1P+28AWG (7/0.12TC) *3C+A+B (96/0.12AM) OD7.3 BLACK	1	5000mm

BILL OF MATERIAL

B	ADD COPPER	2021/11/12
A	INITIAL RELEASE	2014/11/12
REV/ECN	DESCRIPTION	DATE
CnC Tech,LLC		P/N: 750-10010-00500 REV B
TITLE		CBL DVI18+1 MALE TO 18+1 MALE
DRAWN: WENC	DATE: 11/12/21	CUSTOMER P/N:
CHECKED: EDWIN	DATE: 11/12/21	CUSTOMER:
APPROVAL		SHEET 1 OF 1